

Airport Trans Timetable

Central to Terminal I

Central	Beltone	Daytown	Jacksonville	Terminal I
1410	1427	1439	1450	1458
1420	1437	1449	a	b
1415	1432	1444	c	d
1425	1442	1454	1505	1513
1430	1447	1459	e	f
1445	1502	1514	1525	1533

24-hour time

3 am = 0300

11 am = 1100

4 pm = 1600

10 pm = 2200



Terminal I to Central

Terminal I	Jacksonville	Daytown	Beltone	Central
1525	1533	1544	1556	1613
1540	1548	1559	1610	1628
1555	1603	1614	1625	1642
1610	1618	1629	1640	g
1625	1633	1644	h	i
1640	1648	1659	j	k

1 Complete the missing information on the timetable, keeping the same time lapses between stops.

2 a Josie's closest station is Central and she wishes to meet her cousin on time at Terminal I at 3:30 pm. After meeting, the two will collect baggage, have a snack, then travel back to Central. Plan the travel for Josie and her cousin so that Josie is back at Central by 5:00 pm.

Leave Central _____ Arrive Terminal I _____

Collect baggage and have snack _____

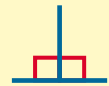
Leave Terminal I _____ Arrive Central _____

b When Josie arrives back at Central Station, how long will it have been since she left?






1 Where can you see two right angles making a straight angle in these buildings?
Mark them with **right angle symbols**.



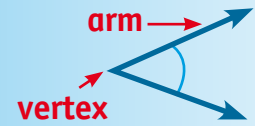

2 Complete.

- The outside of the dog kennel roof forms a _____ angle.
- The circular stained glass window above the door on the left hand house contains four angles equal to a _____.
- The yellow angle and the purple angle in the stained glass window together make a _____ angle.
- The red angle and the green angle in the stained glass window make a _____ angle.
- The chimney meets the roof and forms a _____ angle and a _____ angle.
- The four angles of the corners of the doors add up to _____ degrees.

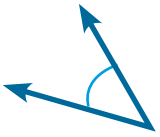


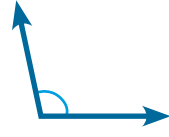
3 Draw a circular stained glass window here and make two sets of vertically opposite angles. One pair will be green and yellow. One pair will be red and purple.

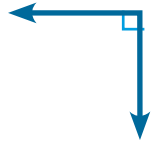
Types of angles

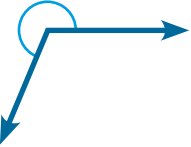



1 Write each angle type.


a 

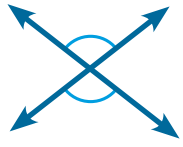
b 

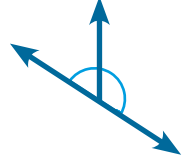
c 


d 

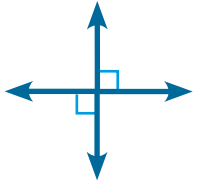
e 


f 

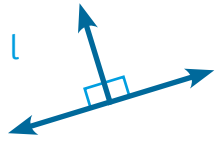
g 

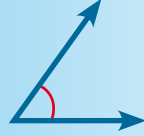
h 

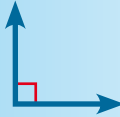
i 

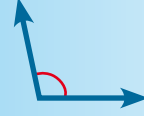
j 


k 

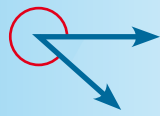
l 


 **Acute angles**
less than 90°

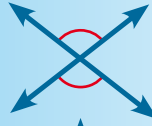
 **Right angles**
always 90°

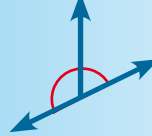
 **Obtuse angles**
more than 90°
less than 180°

 **Straight angles**
always 180°

 **Reflex angles**
more than 180°
less than 360°

 **Revolutions** are
always 360°

 **Vertically opposite angles**
are equal

 **Adjacent angles**
together equal
a straight angle

2 Draw:


a a reflex angle.	b vertically opposite angles.	c a straight angle.
d an obtuse angle.	e a revolution.	f two adjacent angles.

3 True or false.

- a vertically opposite angles = 360° _____
- b 360° is a straight angle. _____
- c 140° is a reflex angle. _____
- d 200° is an obtuse angle. _____
- e 90° is a right angle. _____
- f two adjacent angles = 180° _____



Angle types and measurement



1 These angles have arranged themselves. Tick every one that is correctly grouped.

Adjacent angles here!

Vertically opposite angles here!

Complete revolutions here!

Straight angles here!

2 Estimate the size of these angles. Label them as adjacent, right, straight, vertically opposite or reflex angles.

